



Zensia

The automatic
Barista arrives for
vending



COFFETEK

Focus on Coffee quality



Offer a wide menu of delicious beverages

Zensia brings you a full range of delicious coffee shop style drinks. Whether you want the true taste of **espresso**, a **freshly brewed leaf tea** or something a little more indulgent, Zensia has it all to offer.

Available in two configurations, instant coffee and leaf tea or espresso with leaf tea.

Both models have a fully automatic cup dispense system offering **7, 9 or 12 oz cups**.

Attractive and customisable: the centre of attention

Finished in stunning ebony gloss Zensia will compliment any environment grabbing the attention of potential consumers.

The design is **minimalist, ergonomic and intuitive**.

- **Exclusive back-lit keypad** with screen effect.
- **Customisable:** Front and decals.



Distance Selection Technology: Frictionless user experience

Our elegant interface provides up to 20 beverage options on a user-friendly selection panel equipped with the patented Distance Selection Technology allowing a **touchless** selection at a distance of up to 2 cm.

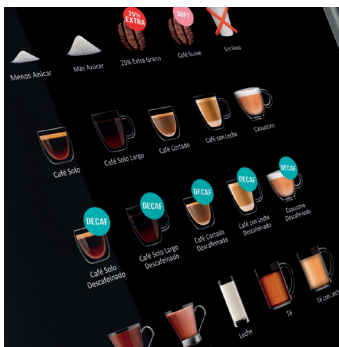


Modular solutions

Choose the perfect combination for your establishment, combining the snack/food Mistral+ models with Zensia.

The hot drinks equipment can operate as control module using a connection kit. The Mistral+ products are dispensed by choosing the selection via the Zensia. This way you can save space as the Mistral+ independent payment module is not required and choose the snack/food products using the Distance Selection Technology.

Making your work easier is our main aim




Installation and programming extremely straightforward:

- Pre-installed profiles.
- 20 programmable buttons.
- USB programming.
- Standard EVA-DTS communications option.



Easy maintenance and product replacement:

- Product can be refilled without the removal of canisters.
- Flat surfaces for easy cleaning.
- Soluble system designed to avoid any incidence and product blockage.
- Programmable filter change alerts system.



Security and antivandalism:

- Acrylic front with rear reinforcement in galvanized steel.
- More secure Cup Station constructed from stainless steel.
- Lower part of the door with a reinforced metal panel.

Environmentally friendly

Zensia features an advanced economy feature, saving up to 35% in energy consumption, during periods of inactivity the water boiler runs at lower temperature to conserve electricity. It is also possible to set a complete shut down for a given time period.

- **Cup sensor** allows use of own cup reducing plastic and paper cup usage.
- **LED lighting.**
- **Paperless brewing system**, no paper waste.
- A+ energy efficiency certification according to the EVA EMP 3.1B

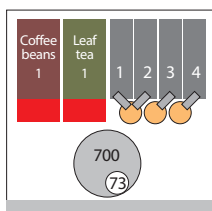


Zensia Espresso Fresh-brew

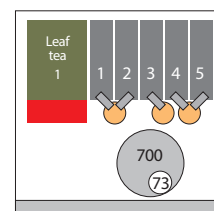
Zensia Fresh-brew Tea

Capacity Configuration

Coffee bean hoppers: 1
Leaf tea hoppers: 1
Soluble canisters: 4
Cups Ø 73 mm: 700



Coffee bean hoppers: -
Leaf tea hoppers: 1
Soluble canisters: 5
Cups Ø 73 mm: 700



Product Capacity

Coffee beans: 4.3 Kg 6 L
Leaf tea: 2 Kg 6 L
Soluble coffee: -
Soluble decaffeinated: 1.5 Kg 6 L
Soluble milk: 2.9 Kg 6 L
Chocolate: 3.3 Kg 6 L
Sugar: 5.7 Kg 6 L

Coffee beans: -
Leaf tea: 2 Kg 6 L
Soluble coffee: 1.5 Kg 6
Soluble decaffeinated: 1.5 Kg 6 L
Soluble milk: 2.9 Kg 6 L
Chocolate: 3.3 Kg 6 L
Sugar: 5.7 Kg 6 L

Brewing systems

Type: Espresso
Coffee Group: AZK V10 8 g
AZK V20 14 g (optional)
Grinder: M03 Horeca
Tea Group: Easybrew
Number of mixers: 3

Type: Instant
Tea Group: Easybrew
Number of mixers: 3

Stirrers

-

-

Boiler

Type Espresso
Capacity volume 700 cc

Type Atmospheric
Capacity volume 3000 cc

Selections and pre-selections

Type of selec. interface Touch keypad with Distance Selection technology
Pre-selections 3
Selections 12 (max 17)

Connectivity and communications

Standard USB connectivity
EXE/MDB protocol
Standard EVA-DTS communications option

Media screen option

No

No

Sensors and Filters

Out of Coffee detector
Blocked grinder detector
Electronic water temperature control.
Electronic water level control.
Cup detector

Dimensions and weight

Height 1830 mm
Width 600 mm
Depth 625 mm

Weight 151 Kg

Weight 145 Kg

Energy

Voltage 230 V
Maximum Power 1800 W

Voltage 230 V
Maximum Power 2100 W

COFFETEK reserves the right to alter this specification without prior notice, result of technical improvements resulting from its ongoing research.

U.K.

Unit 1, Interplex 16,
Ash Ridge Road
Bradley Stoke,
Bristol BS32 4QE
Tel.: 01275 844 471

España

Avda. San Silvestre, s/n
31350 Peralta (Navarra)
Tel.: 948 709 709*

Deutschland

Am Turm 86
53721 Siegburg
Tel.: 02241-595 70

France

6 Allée de Londres
Le Madras Bat C2
91140 Villejust
Tel.: 01 69 75 42 10

Portugal

Bela Vista Office
Estrada de Paço
de Arcos, 66
2735-336 Cacem
Tel.: 1210 985 212

Colombia

Vía la Virginia, Corregimiento
Caimalito. Bodega B-16.
Zona Franca Internacional
Pereira
Tel.: +57 6 3110513

United States

3809 Beam Road, Suite H
Charlotte, NC 28217
Tel.: +1 (980) 237-5065